

# Brush Lettering for Beginners

SWETHA SHENOY

LETTERING & WATERCOLOR ARTIST



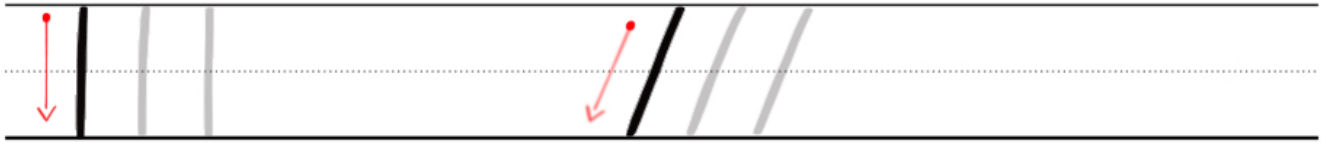
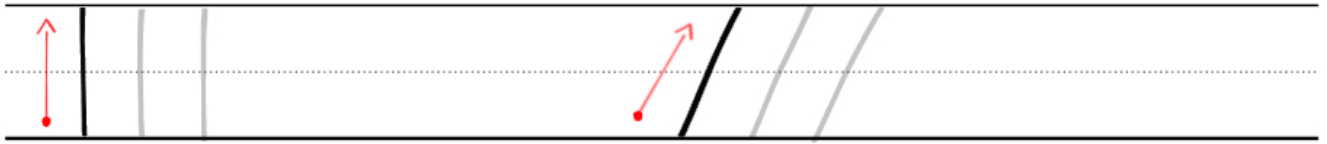
THE *Paisley* CORNER

[WWW.THEPAISLEYCORNER.COM](http://WWW.THEPAISLEYCORNER.COM)

[SWETHA@THEPAISLEYCORNER.COM](mailto:SWETHA@THEPAISLEYCORNER.COM)

INSTAGRAM: [@THEPAISLEYCORNER](https://www.instagram.com/THEPAISLEYCORNER)

FACEBOOK: [@THEPAISLEYCORNER](https://www.facebook.com/THEPAISLEYCORNER)



a a

b b

c c

d d

e e

f f

g g

h h

i i

j j

k k

l l

m m

n n

o o

p p

q q

r r

s s

t t

u u

v v

w w

x x

y y

z z

A B C D E F G

H I J K L M N

O P Q R S T U

V W X Y Z

you

are

creative

makers

gonna

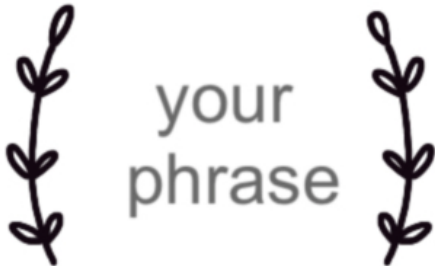
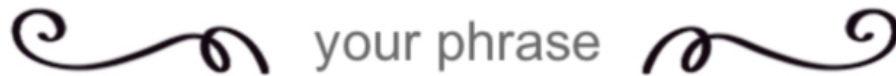
make

dream

create

inspire

# Embellishments



Samples



makers  
gonna  
make

The text "makers gonna make" is written in a cursive font. The word "gonna" is flanked by two sets of three short, radiating lines, resembling a starburst or a stylized "X".

practice  
makes  
progress

The text "practice makes progress" is written in a cursive font. The word "makes" is flanked by two small arrows pointing outwards. There are decorative dots in the top-left and bottom-right corners.

you are  
enough

The text "you are enough" is written in a cursive font. It is flanked by two vertical sprigs of leaves and berries.

The image displays a series of 12 horizontal lines for handwriting practice. Each line set consists of a solid top line, a dashed middle line, and a solid bottom line, providing a guide for letter height and placement.